



Collection station decoration kit

Directions:

- ① Choose an area to designate as your TerraCycle collection station. Please use a separate box or bin for each programme you are collecting for.
- ② Use the materials in this kit to decorate your station. This will help recyclers identify that these boxes are for TerraCycle-bound rubbish, not kerbside recyclables.
- ③ Encourage friends and family to help you collect the accepted waste for the programmes you signed up for.
- ④ Ship full boxes back to TerraCycle with the free, pre-paid shipping label we provide to be recycled.



TerraCycle logo


Our logo is often found on the packaging of the items in our programmes. Use it to clearly identify your collection box.



RECYCLE WITH



3D decoration

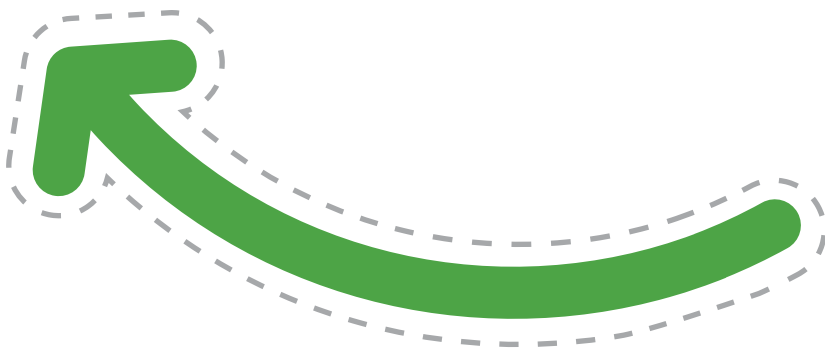




Directions:

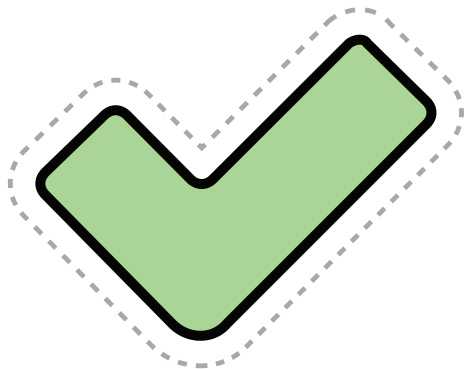
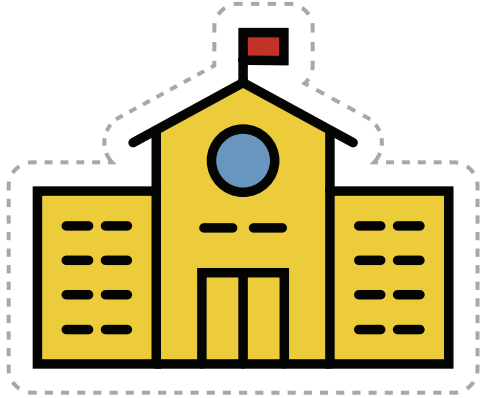
Glue a piece of the collected rubbish in the circle and use it to decorate your receptacle.



Arrows



Give it flair



Fill in the blank



Please recycle
_____ **here**



Please recycle
_____ **here**



Please recycle
_____ **here**


Fill in the blank

✓ Accepted

✗ Not accepted

We are raising
money for





TERRACYCLE

RECYCLE

HERE



TERRACYCLE®